



BEFORE



AFTER



BEFORE



AFTER



With advanced technology and skilled hands, Matthew R. Kelleher, MD provides a full spectrum of services and procedures, including:

- Liposculpture
- Botox, Juvéderm®, and Voluma™ Treatment of Wrinkles
- Laser Removal of Age Spots and Freckles
- Laser Facial Rejuvenation
- Laser Hair Removal
- Laser Treatments of Rosacea, Facial Redness, and Spider Veins
- Laser Scar Reduction
- Laser Treatment of Stretch Marks
- Laser Tattoo Removal
- Laser Removal of Vascular Birthmarks
- Laser and Photodynamic Treatment of Acne
- Sclerotherapy for Leg Veins
- Thermage® Radiofrequency Tissue Tightening
- Microdermabrasion
- Botox and Liposculpture Treatment of Hyperhidrosis
- SculpSure and Kybella for nonsurgical body sculpting



**PREMIER
DERMATOLOGY**
MEDICAL • SURGICAL • COSMETIC

A FOREFRONT DERMATOLOGY PRACTICE


www.pdskin.com
815.741.4343

Laser Treatment Of VASCULAR BIRTHMARKS




**PREMIER
DERMATOLOGY**
MEDICAL • SURGICAL • COSMETIC

A FOREFRONT DERMATOLOGY PRACTICE



Vascular birthmarks are red marks that appear on newborns at or several weeks after birth. They are caused by an increase in the size and/or number of blood vessels in the skin.

They can be flat or raised, range in color from pink to red to purple, and can be barely noticeable or highly visible. Because they are most often found on the face, vascular birthmarks are more than just physical ailments—they can be psychologically traumatic.



There are two types of vascular birthmarks, Hemangiomas and Port Wine Stains, which are described below.

HEMANGIOMAS

- Hemangiomas are blood vessel growths with a deep color and raised appearance that make them much more noticeable than port wine stains.
- They usually start to appear within a few weeks of birth and continue to grow, sometimes rapidly, until one year of age. After this, they often spontaneously shrink, leaving a reddish, wrinkled quality to the skin.
- Typically they are one of two types: strawberry hemangiomas (bright red and raised) or cavernous hemangiomas (flatter and blue).


PORT WINE STAINS

- Port Wine Stains are deep red stains that often appear as a “splash of color”.
- These birthmarks are unsightly and have been associated with health complications such as seizures and glaucoma.
- The most common types are subtle, pink patches involving the back of the neck (“stork bite”) or mid-forehead and upper eyelids (“angel kisses”).

TREATMENT OF VASCULAR BIRTHMARKS

For some individuals, vascular birthmarks fade without medical intervention. For many others, though, they persist through adulthood. Fortunately, innovations in medical technology allow physicians to treat these unsightly marks. Through laser surgery, Matthew R. Kelleher, MD, Medical Director of Premier Dermatology, can significantly reduce or eliminate vascular birthmarks.

The V-Beam™ laser offers the best treatment option for most vascular birthmarks. Its wavelength of light is optimally absorbed by redder and more superficial vascular birthmarks. Deeper birthmarks that are more blue and purple in color are more effectively treated with the Alexandrite or Nd:YAG laser. Fortunately, Premier Dermatology is uniquely equipped with the vast array of laser technology necessary to treat the range in vascular birthmarks that exist. More importantly, Dr. Kelleher is expert in vascular birthmarks treatment.



To learn more about the treatment of vascular birthmarks, ask any Premier team member or call to schedule a consultation with Matthew R. Kelleher, MD, Medical Director of Premier Dermatology.