

Zoom Mobile

for Teledermatology appointments



Zoom is a free video conferencing app that allows your doctor to conduct an online skin care appointment remotely.

Before you start using Zoom Cloud Meetings, you'll want to install the app

INSTALL

Open the Google Play or Apple store on your Android or Apple device. Search for *Zoom Cloud Meetings*. Locate and tap the entry by *zoom.us*. Tap *Install*.

ACCEPT

Read the permissions listing. If the permissions listing is acceptable, tap *Accept*. Allow the installation to complete.

LAUNCH

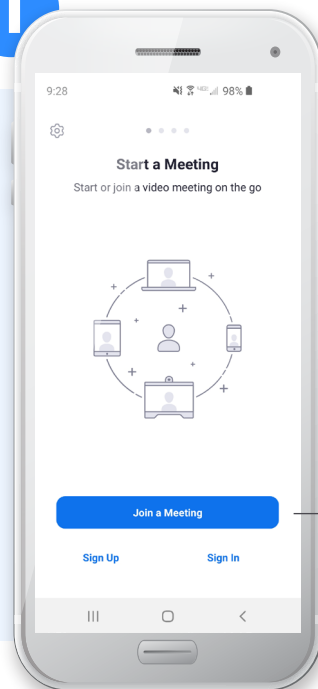
Once installed, you'll find the Zoom app on either the home screen or in the full app list (or both). Locate and tap the app to launch Zoom.

Directions for joining a Telederm meeting for smartphones & tablets.

1 Getting started

Launch the Zoom app and select *Join a Meeting*.

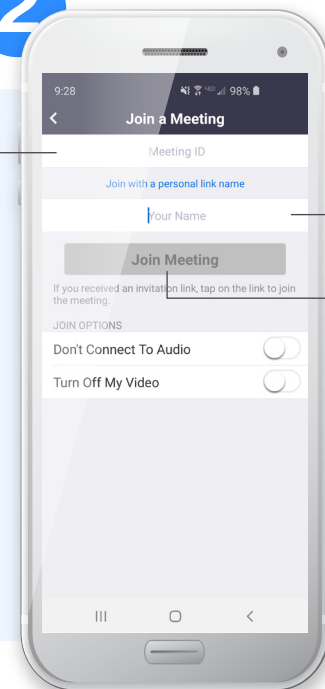
1



Enter your 10-digit *Meeting ID* number.

Select *Join a Meeting* to begin.

2



Enter your full name.

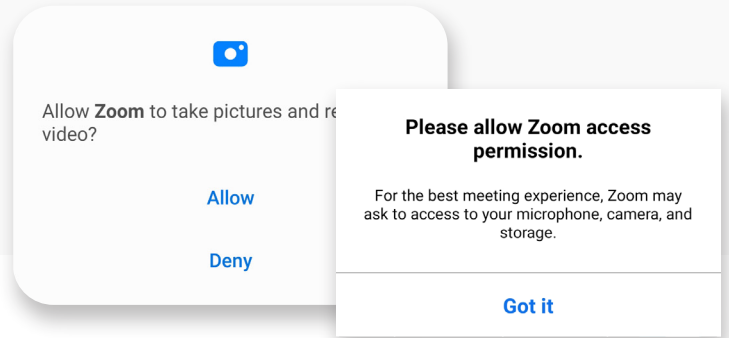
Select *Join Meeting*.

2 Join a meeting

Each meeting has a unique 10-digit number called a *Meeting-ID* that will be required to join a Zoom meeting. Enter the 10-digit number followed by your full name and select *Join Meeting*.

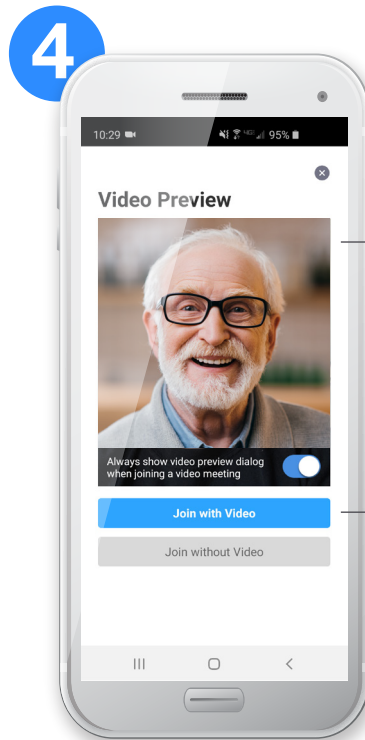
3 Access & permission

In order for Zoom to function properly you must allow it access to your phone's camera.



4 Joining options

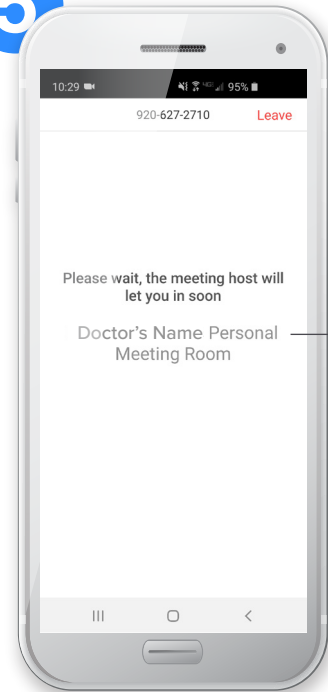
Your camera will be automatically activated and your face will appear in the window as shown. Tap *Join with Video*. This is needed for your doctor to be able to host the meeting.



Your face will appear here.

Tap *Join with video*.

5



Your doctor's name will appear here.

5 Live meeting

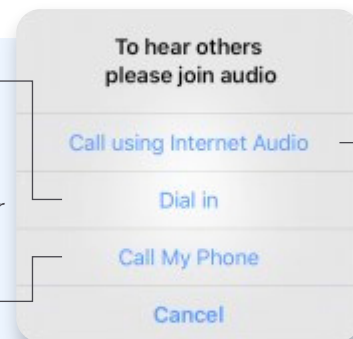
You're ready to begin! If you're the first to arrive, you will be placed on hold until your doctor is ready to join the meeting with you.

6 Audio settings

Once your doctor starts the meeting you'll need to choose how to hear the conversation. For best results, we recommend selecting *Call using Internet Audio*.

Dial in from your phone. You will be provided with *A Phone Number* and *Meeting ID*.

Input your phone number and Zoom will call you.



For best results, we recommend selecting *Call using Internet Audio*.